

**Miniature PCB Relay PE**

- 1 pole 5 A, 1 CO contact
- Cadmium-free contacts
- Sensitive coil 200 mW
- 4 kV coil-contact
- Ambient temperature 85°C
- Low height 10.0 mm
- Plastic materials according to IEC60335-1 (domestic appliances)
- RoHS compliant (Directive 2002/95/EC) as per product date code 0352

**Applications**

Industrial electronics, white goods, measurement and control



F0169-B

**Approvals**

VDE REG.-Nr. 6656, cULus E214025  
Technical data of approved types on request

**Contact data**

Contact configuration	1 CO
Contact set	single contact
Type of interruption	micro disconnection
Rated current	5 A
Rated voltage / max.switching voltage AC	240/400 VAC
Maximum breaking capacity AC	1250 VA
Contact material	AgNi90/10
Mechanical endurance	15x10 <sup>6</sup> cycles
Rated frequency of operation with / without load	6/1200 min <sup>-1</sup>

**Contact ratings**

Type	Load	Cycles
PE514	5A, 250 VAC, resistive, 85°C, 6cycles/min, 50% df, EN61810-1	1x10 <sup>4</sup>
PE514	5A, 250 VAC, resistive on NO, 85°C, 6cycles/min, 50% df, EN61810-1	1.5x10 <sup>4</sup>
PE514	5A, 240 VAC resistive load, on NO or NC contact, UL508	1x10E4

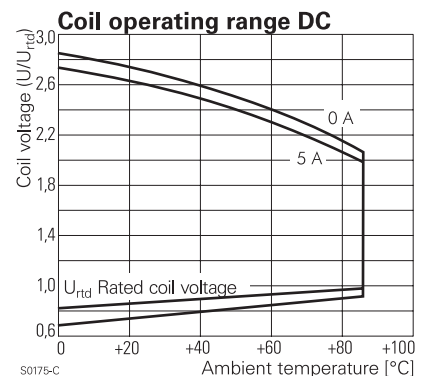
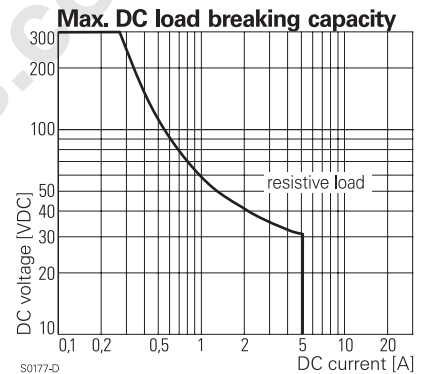
**Coil data**

Rated coil voltage range DC coil	5...48 VDC
Coil power DC coil	typ. 200 mW
Operative range	2

**Coil versions, DC-coil**

Coil code	Rated voltage VDC	Operate voltage VDC	Release voltage VDC	Coil resistance Ohm	Rated coil power mW
005	5	3.8	0.5	125±10%	200
006	6	4.5	0.6	172±10%	209
012	12	9.0	1.2	685±10%	210
024	24	18.0	2.4	2725±10%	211
048	48	36.0	4.8	10970±10%	210

All figures are given for coil without preenergization, at ambient temperature +23°C  
Other coil voltages on request



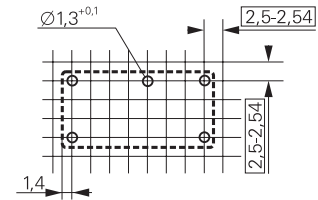
**Product title** (Continued)

**Insulation**

Dielectric strength coil-contact circuit	4000 V <sub>rms</sub>
open contact circuit	1000 V <sub>rms</sub>
Clearance / creepage coil-contact circuit	≥ 3,2 / 4 mm
Material group of insulation parts	IIIa
Tracking index of relay base	PTI 250
Insulation to IEC 60664-1	
Type of insulation coil-contact circuit	basic
open contact circuit	functional
Rated insulation voltage	250 V
Pollution degree	3
Rated voltage system	230 V
Overvoltage category	III

**PCB layout / terminal assignment**

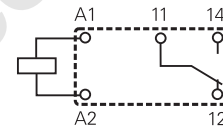
Bottom view on solder pins



S0176-BA

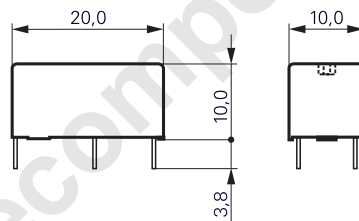
**Other data**

RoHS - Directive 2002/95/EC	compliant as per product date code 0352
Flammability class according to UL94	V-0
Ambient temperature range	-40...85°C
Operate- / release time	typ. 5/2 ms
Bounce time NO / NC contact	typ. 1/5 ms
Vibration resistance (function) NO / NC contact	> 15/5 g
Shock resistance (destruction)	> 100 g
Category of protection	RTIII - wash tight
Resistance to soldering heat flux-proof version	270°C / 10 s
Relay weight	5 g
Packaging unit	25/500 pcs



S0176-BB

**Dimensions**



S0271-AA

**Product key**

Type

Version

**5** washtight

Contact configuration

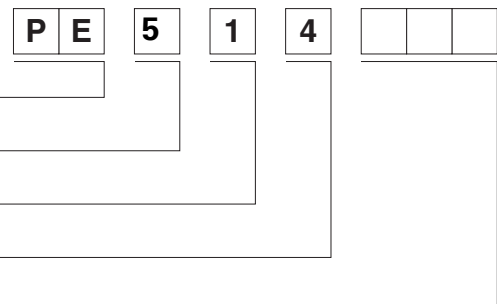
**1** 1 CO contact

Contact material

**4** AgNi 90/10

Coil

Coil code: please refer to coil versions table



Product key	Version	Contacts	Cont. material	Coil	Part number
PE514005	wash tight	1 CO contact	AgNi 90/10	5 Vdc	1-1393219-7
PE514006				6 Vdc	1-1393219-8
PE514012				12 Vdc	2-1393219-0
PE514024				24 Vdc	2-1393219-2
PE514048				48 Vdc	0-1415350-1